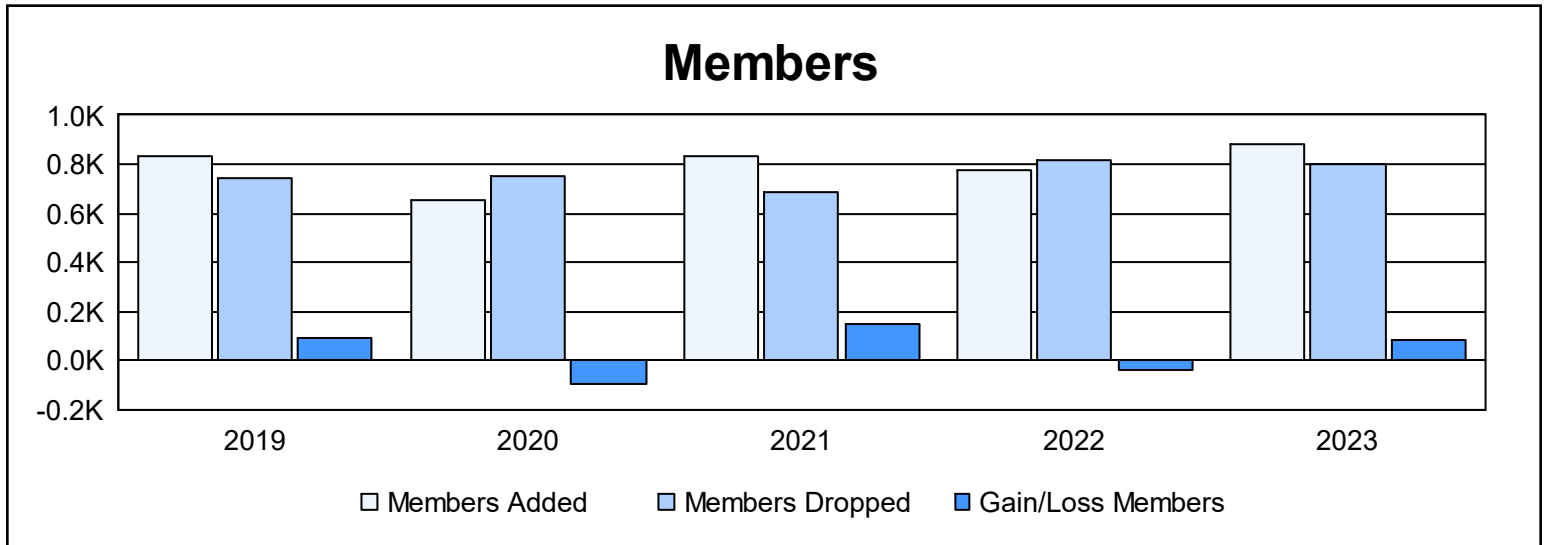
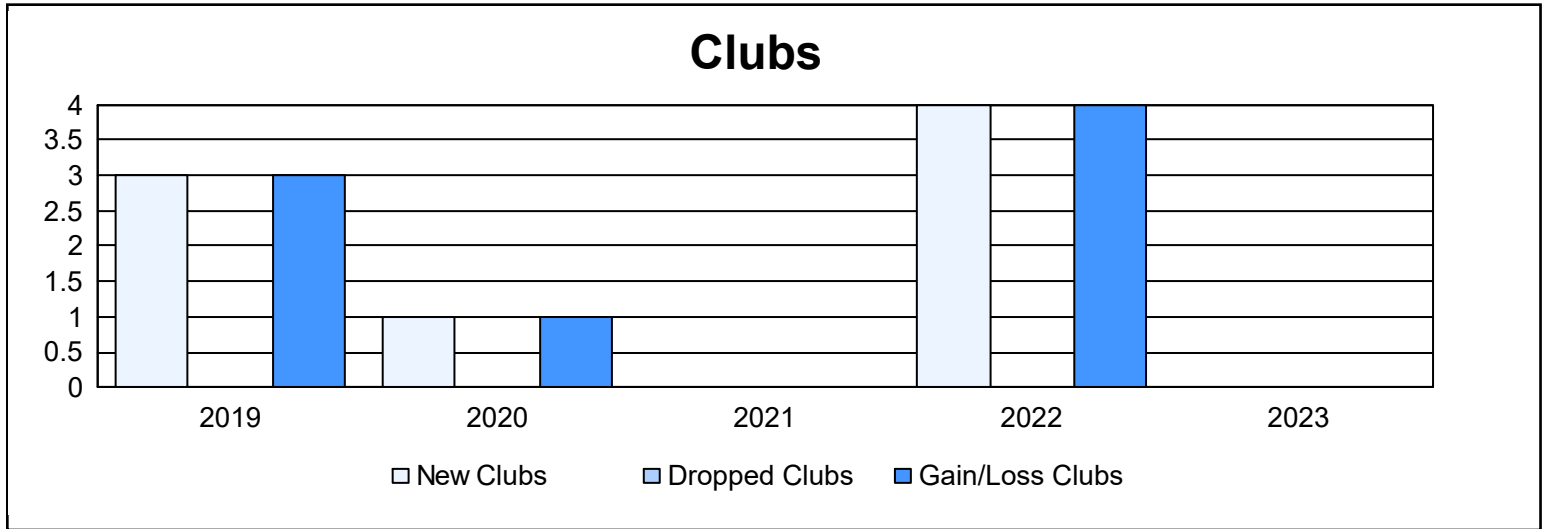
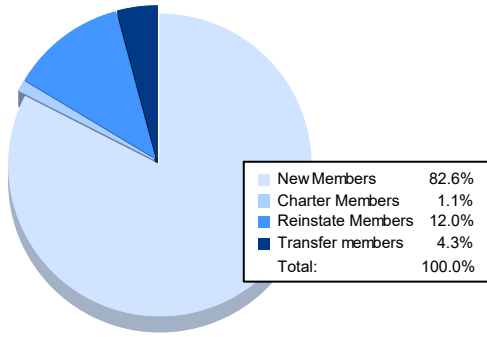


| Year | New Clubs | Dropped Clubs | Gain/ Loss Clubs | New Members | Charter Members | Reinstate Members | Transfer Members | Total Member Added | Total Members Dropped | Gain/ Loss Members |
|----------------|-----------|---------------|------------------|-------------|-----------------|-------------------|------------------|--------------------|-----------------------|--------------------|
| 2018-2019 | 3 | 0 | 3 | 608 | 122 | 72 | 32 | 834 | 746 | 88 |
| 2019-2020 | 1 | 0 | 1 | 545 | 37 | 65 | 8 | 655 | 753 | -98 |
| 2020-2021 | 0 | 0 | 0 | 699 | 16 | 88 | 31 | 834 | 689 | 145 |
| 2021-2022 | 4 | 0 | 4 | 582 | 125 | 45 | 23 | 775 | 816 | -41 |
| 2022-2023 | 0 | 0 | 0 | 731 | 10 | 106 | 38 | 885 | 800 | 85 |
| Average | 2 | 0 | 2 | 633 | 62 | 75 | 26 | 797 | 761 | 36 |



Membership Composition June 2023 Cumulative



Gender Composition June 2023 Cumulative

